






YOUR TECHNOLOGY PARTNER




**MULTI NEEDLE SEWING MACHINE
S E R I E S**

www.lunexmachine.com

LX-4404P-UTC
LX-4406P-UTC
LX-4408P-UTC
LX-4412P-UTC
LX-4413P-UTC
LX-4423P-UTC


Cylinder-bed multi-needle sewing machine
 With automatic under trimmer



This is the automatic thread blow by air system



Cylinder-bed design, its out perimeter is 420mm, with elastic band tensioner system, it can improve work efficiency easily



With automatic under trimmer and thread blow out by air, it can improve work efficiency more than 20%, also can reduce quantity of thread used by 25%.




Stitch example

Model	Needle	No. of needle	No. of thread	(Inch) Gauge	No. of stitch	(mm) Presser foot lift	(rpm) Max. speed	(kg) Weight	(mm) Volume
LX-4404P-UTC	DV×57 14#	4	8	1/4	1.8-4.5	8	4500	50/46	0.20
LX-4406P-UTC	DV×57 14#	6	12	1/4	1.8-4.5	8	4500	50/46	0.20
LX-4408P-UTC	DV×57 14#	8	16	1/4	1.8-4.5	8	4500	50/46	0.20
LX-4412P-UTC	DV×57 14#	12	24	1/4	1.8-4.5	8	4500	50/46	0.20
LX-4413P-UTC	DV×57 14#	13	26	1/4-1/8-1/8-1/4-1/4-1/8-1/8-1/4-1/4-1/8-1/8-1/4	1.8-4.5	8	4500	50/46	0.20
LX-4423P-UTC	DV×57 14#	23	24	1/8	1.8-4.5	8	4500	50/46	0.20

LX-4404P **LX-4413P**
LX-4406P **LX-4417P**
LX-4408P **LX-4423P**
LX-4412P


4/6/8/12/13/17 needle cylinder-bed multi-needle sewing machine



LX-4404PMD

4 needle cylinder-bed multi-needle sewing machine (Metering device)

Application: attaching elastic and line tape to sweat pants, pajamas, trunks and similar garments. Major features of this series are wide range of available gauge sizes (4-13 needles), cylinder bed (420mm in circumference), elastic guide roller and our unique rear puller mechanism. These features make this series popular for attaching precooled elastic. Automatic thread cutter (UTC) increases productivity by trimming thread accurately and leaving less thread, which curtail production cost.




Stitch example

Model	Needle	No. of needle	No. of thread	(Inch) Gauge	No. of stitch	(mm) Presser foot lift	(rpm) Max. speed	(kg) Weight	(mm) Volume
LX-4404P	DV×57 14#	4	8	3/16, 1/4, 1/4, 5/16, 3/8, 1/2, 3/16-1-3/16, 1/4-1-1/4, 1/4-3/4-1/4	1.8-4.5	10	4500	51/47	0.20
LX-4406P	DV×57 14#	6	12	3/16, 1/4, 5/16	1.8-4.5	10	4500	51/47	0.20
LX-4408P	DV×57 14#	8	16	3/16, 1/4, 5/16	1.8-4.5	10	4500	51/47	0.20
LX-4412P	DV×57 14#	12	24	1/8, 3/16, 1/4	1.8-4.5	10	4500	51/47	0.20
LX-4413P	DV×57 14#	13	26	1/4-1/8-1/8-1/4-1/4-1/8-1/8-1/4-1/4-1/8-1/8-1/4	1.8-4.5	10	4500	51/47	0.20
LX-4417P	DV×57 14#	17	34	3/16, 1/4, 1/8	1.8-4.5	10	4500	51/47	0.20
LX-4404PMD	DV×57 14#	4	8	3/16, 1/4, 1/4, 5/16, 3/8, 1/2, 3/16-1-3/16, 1/4-1-1/4, 1/4-3/4-1/4	1.8-4.5	10	4500	51/47	0.20
LX-4406PL	DV×57 14#	6	12	3/16, 1/4, 5/16	1.8-4.5	10	4500	52/48	0.20
LX-4412PL	DV×57 14#	12	24	3/16, 1/4, 1/8	1.8-4.5	10	4000	52/48	0.20
LX-4411PXP	DV×57 14#	4	8	1/8-1/8-1/8-1/4-1/4-1/8-1/8-1/8	1.8-4.5	10	4500	52/48	0.20
LX-4413PXP	DV×57 14#	4	8	1/4-1/8-1/8-1/4-1/4-1/8-1/8-1/4-1/4-1/8-1/8-1/4	1.8-4.5	10	3000	56/52	0.25
LX-4423P	DV×57 14#	23	24	1/8	1.8-4.5	10	3000	56/52	0.25

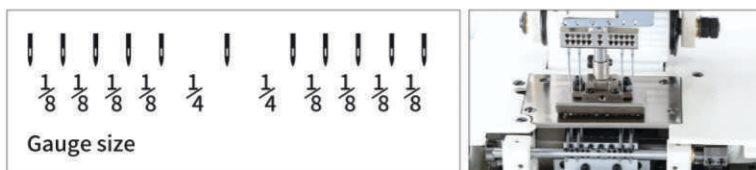
LX-1404P-D
LX-1406P-D
LX-1408P-D
LX-1412P-D
LX-1413P-D
LX-1417P-D

4/6/8/12/13/17 needle flat-bed double chain-stitch sewing machine (direct drive motor)



LX-1411PXP-D



4 needle flat-bed double chain-stitch sewing machine with removable looper (direct drive motor)



Needle pin, presser foot, needle plate, retainer holder, as showed in right picture. The machine is with 4 loopers which can move left and right as customer request and the thread eyelet, thread tension, thread stand are all supplied as 4needle machine's.


LX-1404PMD

4 needle flat-bed multi-needle sewing machine with metering device for shirt fronting



LX-1404PSF

4 needle flat-bed sewing machine for shirt fronting




Model	Needle	No. of needle	No. of thread	(Inch) Gauge	No. of stitch	(mm) Presser foot lift	(rpm) Max. speed	(kg) Weight	(mm) Volume
LX-1404P-D	UO×113 14#	4	8	3/16,1/4,1x4N,5/16,3/8,1/2,3/16-1-3/16,1/4-1-1/4,1/4-3/4-1/4	1.8-4.3	10	4000	48/44	0.148
LX-1406P-D	UO×113 14#	6	12	3/16,1/4,5/16	1.8-4.3	10	4000	48/44	0.148
LX-1408P-D	UO×113 14#	8	16	3/16,1/4,5/16	1.8-4.3	10	4000	50/46	0.148
LX-1412P-D	UO×113 14#	12	24	1/8,3/16,1/4	1.8-4.3	10	4000	50/46	0.148
LX-1413P-D	UO×113 14#	13	26	1/4-1/8-1/8-1/4-1/4-1/8-1/8-1/4-1/4-1/8-1/8-1/4-1/8-1/4	1.8-4.3	10	4000	50/46	0.148
LX-1417P-D	UO×113 14#	17	34	3/16,1/8	1.8-4.3	10	4000	50/46	0.148
LX-1404PMD	UO×113 14#	4	8	3/16,1/4,1x4N,5/16,3/8,1/2,3/16-1-3/16,1/4-1-1/4,1/4-3/4-1/4	1.8-4.3	10	4000	48/44	0.148
LX-1404PSF	UO×113 14#	4	8	3/16-1/4-3/16,1/4-3/4-1/4-3/16-1-3/16,1/4-1-1/4	1.8-4.3	10	4000	48/44	0.148
LX-1411PXP-D	UO×113 14#	4	8	1/8-1/8-1/8-1/8-1/4-1/4-1/8-1/8-1/8-1/8	1.8-4.3	10	4000	57/53	0.148
LX-1413PXP-D	UO×113 14#	4	8	1/4-1/8-1/8-1/4-1/4-1/8-1/8-1/4-1/4-1/8-1/8-1/4	1.8-4.3	10	4000	57/53	0.148

LX-1412PTV LX-1417PTV

Multi-needle sewing machine with pin tuck device

12 needle pin tuck sewing machine with visible and invisible stitch, mainly application for lady's shirt.

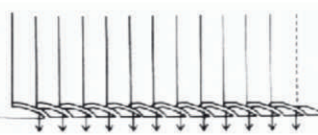
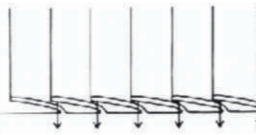


Height tucking needle	Pin tucking width	L(Left side fodding)	R(Right side fodding)	C(Center)
Upper guide		13pcs	13pcs	1pcs
Lower guide	2mm	12pcs	12pcs	
	5mm	12pcs	12pcs	
	8mm	8pcs	8pcs	




Order

Height tucking needle	Pin tucking width	L(Left side fodding)	Needle space	(1) Special adornments
Lower guide	6mm	12pcs	3/16	
	8mm	12pcs	1/4	
	11mm	6pcs	3/8	
	14mm	6pcs	1/2	

12 Needle machine with pin tuck in small size		8L-6L
12 Needle machine with pin tuck in big size		14L-11L

LX-1411PSF LX-1413PSF



11/13 needle flat bed double chain stitch machine for shirt fronting



Model	Needle	No.of needle	No.of thread	(Inch) Gauge	No.of stitch	(mm) Presser foot lift	(rpm) Max.speed	(kg) Weight	(mm) Volume
LX-1411PSF	UO×113 14#	11	22	1/8-1/8-1/8-1/8-1/4-1/4-1/8-1/8-1/8-1/8	1.8-4.3	10	4000	57/53	0.148
LX-1413PSF	UO×113 14#	13	24	1/8-1/8-1/8-1/8-1/8-1/8-1/8-1/8-1/8-1/8-1/8-1/8-1/8	1.8-4.3	10	4000	57/53	0.148

LX-1408PL LX-1412PL

Multi-needle sewing machine for attaching line tapes



Model	Needle	No.of needle	No.of thread	(Inch) Gauge	No.of stitch	(mm) Presser foot lift	(rpm) Max.speed	(kg) Weight	(mm) Volume
LX-1412PTV	UO×113 14#	12	24	3/16,1/4	1.8-4.5	10	3000	57/53	0.148
LX-1417PTV	UO×113 14#	17	34	3/16	1.8-4.5	10	3000	57/53	0.148
LX-1408PL	UO×113 14#	8	16	3/16,1/4,5/16	1.8-4.3	10	4000	50/46	0.148
LX-1412PL	UO×113 14#	12	24	1/8,3/16,1/4	1.8-4.3	10	4000	50/46	0.148





LUNEX

LX-1012PS LX-1017PS

12 needle/17 needle, flatbed, single chain stitch machine for shirring (Needle elastic thread, no looper thread)



MR-1012PS 3/16 The distance from first needle to last needle is 52.3mm
MR-1012PS 1/4 The distance from first needle to last needle is 70mm
MR-1017PS 3/16 The distance from first needle to last needle is 76mm



Model	Needle	No. of needle	No. of thread	(Inch) Gauge	No. of stitch	(mm) Presser foot lift	(rpm) Max. speed	(kg) Weight	(mm) Volume
LX-1012PS	DV-K25 16-21#	12	12	3/16, 1/4	1.8-4.5	10	3000	51/47	0.148
LX-1017PS	DV-K25 16-21#	17	17	3/16	1.8-4.5	10	3000	53/49	0.148

LX-1412PS LX-1417PS LX-1412PS-MD LX-1417PS-MD

12 needle, 17 needle sewing machine with shirring stitch (Metering device)



Model	Needle	No. of needle	No. of thread	(Inch) Gauge	No. of stitch	(mm) Presser foot lift	(rpm) Max. speed	(kg) Weight	(mm) Volume
LX-1412PS-MD	DV × 57 14#	12	24	3/16, 1/4	1.8-4.5	10	3000	57/53	0.148
LX-1417PS-MD	DV × 57 14#	12	24	3/16	1.8-4.5	10	3000	57/53	0.148



LX-1412PQ LX-1417PQ

12 needle/17 needle, flatbed, double chain stitch machine for shirring (Needle normal thread, looper elastic and normal thread)


Needle and looper with normal thread, bobbin elastic thread, and the stitch will be more firm.



Model	Needle	No. of needle	No. of thread	(Inch) Gauge	No. of stitch	(mm) Presser foot lift	(rpm) Max. speed	(kg) Weight	(mm) Volume
LX-1412PQ	UO × 113 14#	12	36	3/16, 1/4	1.8-4.5	6	2000	57/53	0.148
LX-1417PQ	UO × 113 14#	17	51	3/16	1.8-4.5	6	2000	57/53	0.148

LX-1012PSSM LX-1017PSSM

12 needle/17 needle, flatbed, single chain stitch machine for shirring and smocking (Needle elastic thread, no looper thread)




LX-1412PSSM LX-1417PSSM LX-1412PSSM-MD LX-1417PSSM-MD

12 needle/17 needle, flatbed, double chain stitch machine for shirring and smocking (Needle normal thread, looper elastic thread)



Machine with 10 types of smocking cams, making varied patterns. The smocking device is stable, with metering device, the stitch will be more neat and beautiful.



LX-1412PQSM LX-1417PQSM

12 needle/17 needle, flatbed, double chain stitch machine for shirring (Needle normal thread, looper elastic and normal thread)



The distance from first needle to last needle is 76mm

Normal thread in needle and looper, with bottom elastic thread and smocking together. Machine with 10 types of smocking cams, making varied patterns is practicable. Making the smocking more stable, and make the patterns more beautiful.

Model	Needle	No. of needle	No. of thread	(Inch) Gauge	No. of stitch	(mm) Presser foot lift	(rpm) Max. speed	(kg) Weight	(mm) Volume
LX-1012PSSM	DV-K25 16-21#	12	24	3/16, 1/4	1.8-4.5	6	2000	74/70	1.148
LX-1017PSSM	DV-K25 16-21#	17	34	3/16	1.8-4.5	6	2000	74/70	1.148
LX-1412PSSM	DV×57 14#	12	36	3/16, 1/4	1.8-4.5	6	2000	74/70	1.148
LX-1417PSSM	DV×57 14#	17	51	3/16	1.8-4.5	6	2000	74/70	1.148

Model	Needle	No. of needle	No. of thread	(Inch) Gauge	No. of stitch	(mm) Presser foot lift	(rpm) Max. speed	(kg) Weight	(mm) Volume
LX-1412PQSM	DV×57 14#	12	48	3/16, 1/4	1.8-4.5	6	2000	57/53	0.148
LX-1417PQSM	DV×57 14#	17	68	3/16	1.8-4.5	6	2000	57/53	0.148

LX-1425P
LX-1433P
LX-1437P


25 needle/33 needle/37 needle, flatbed double chain stitch machine (Needle and looper normal thread)



LX-1425PS
LX-1433PS
LX-1425PS-MD
LX-1433PS-MD

25 needle,33 needle, flatbed,double chain stitch machine for shirring (looper elastic thread)

The needle normal thread,looper elastic thread, meanwhile with metering device the stitch looks beautiful.



LX-1025PSSM
LX-1033PSSM
LX-1025PSSM-MD
LX-1033PSSM-MD

25 needle,flatbed,single chain stitch machine for shirring and smocking(Needle elastic thread,no looper thread)

The distance from first needle to last needle is 152mm

Machine with 10 types of smocking cams, making varied patterns. The smocking device is stable,With metering device, the stitch will be more neat and beautiful.




LX-1425PSSM
LX-1433PSSM
LX-1425PSSM-MD
LX-1433PSSM-MD

25 needle,flatbed,double chain stitch machine for shirring and smocking (Needle normal thread,looper elastic thread)

The distance from first needle to last needle is 152mm

Machine with 10 types of smocking cams,making varied patterns. The smocking device is stable,With metering device, the stitch will be more neat and beautiful.



Model	Needle	No.of needle	No.of thread	(Inch) Gauge	No.of stitch	Presser foot lift (mm)	(rpm) Max.speed	(kg) Weight	(mm) Volume
LX-1425P	DV×57 14#	25	50	1/4	1.8-4.5	10	2500	99/95	0.22
LX-1433P	DV×57 14#	33	66	3/16	1.8-4.5	10	2500	99/95	0.22
LX-1437P	DV×57 14#	37	74	3/16	1.8-4.5	6	2500	99/95	0.22
LX-1425PS	DV×57 14#	25	50	1/4	1.8-4.5	10	2000	88/84	0.22
LX-1433PS	DV×57 14#	33	66	3/16	1.8-4.5	10	1500	99/95	0.22

Model	Needle	No.of needle	No.of thread	(Inch) Gauge	No.of stitch	Presser foot lift (mm)	(rpm) Max.speed	(kg) Weight	(mm) Volume
LX-1025PSSM/MD	DV×57 LE 18#	25	50	1/4	1.8-4.5	6	1500	107/103	0.22
LX-1033PSSM/MD	DV×57 LE 18#	33	66	3/16	1.8-4.5	6	1500	107/103	0.22
LX-1425PSSM/MD	DV×57 14#	25	75	1/4	1.8-4.5	6	1500	107/103	0.22
LX-1433PSSM/MD	DV×57 14#	33	99	3/16	1.8-4.5	6	1500	107/103	0.22




LUNEX

LX-1025PS-D LX-1033PS-D LX-1025PS-MD-D LX-1033PS-MD-D




25/33 needle flatbed sewing machine for shirring (direct drive)
(Needle elastic thread ,no looper thread)



For 25 needle or 33 needle machine ,
the distance from first needle to last needle is 152 mm



With metering device,
the stitch will be more perfect and stable



LX-1425PTV LX-1433PTV

25 or 33 needle flat-bed double chain
stitch sewing machine(tuck fabric seaming)



Attachment is freely adjustable in various sewing styling of left or
right side folding assort with manifold cloth-leading device, for
example shirt, one-piece dress, children's shirt etc...


Model	Needle	No.of needle	No.of thread	(Inch) Gauge	No.of stitch	(mm) Presser foot lift	(rpm) Max.speed	(kg) Weight	(mm) Volume
LX-1425PTV	DV×57 14#	25	50	1/4	1.8-4.5	10	2500	99/95	0.22
LX-1433PTV	DV×57 14#	33	66	3/16	1.8-4.5	10	2500	99/95	0.22

LX-1425PQ LX-1433PQ

25 needle/33 needle,flatbed,double chain stitch
machine for shirring (Needle normal thread,looper
elastic and normal thread)




Needle and looper with normal thread ,bobbin elastic thread
through needle plate and the stitch will be more firm.



Model	Needle	No.of needle	No.of thread	(Inch) Gauge	No.of stitch	(mm) Presser foot lift	(rpm) Max.speed	(kg) Weight	(mm) Volume
LX-1025PS	DV×57 LE 18#	25	25	1/4	1.8-4.5	10	2000	75/71	0.22
LX-1033PS	DV×57 LE 18#	33	33	3/16	1.8-4.5	10	1500	75/71	0.22
LX-1425PQ	DV×57 14#	25	75	1/4	1.8-4.5	6	2000	57/53	0.148
LX-1433PQ	DV×57 14#	33	99	3/16	1.8-4.5	6	2000	57/53	0.148

Schematic diagram of the cable hit track





LUNEX


**LX-1508P
LX-1508PR**

4 needle flat-bed chain-stitch sewing machine for waist banding




**LX-1508PRD
LX-1509PRD**

4 needle machine for waist banding with independent lower puller




**LX-1509P
LX-1509PR**

6 needle flat-bed chain stitch sewing machine for waist banding



LX1503PTF

3 needle chain stitch machine for heavy weight seaming



Model	Needle	No. of needle	No. of thread	(Inch) Gauge	No. of stitch	Presser foot lift (mm)	(rpm) Max. speed	(kg) Weight	(mm) Volume
LX-1508P	TV×5 21#	4	8	1/4-1-1/4, 1/4-3/4-1/4, 3/16-1-3/16	1.8-4.5	10	4500	48/45	0.148
LX-1508PR	TV×5 21#	4	8	1/4-1-1/4, 1/4-3/4-1/4, 3/16-1-3/16	1.8-4.5	10	4500	48/45	0.148
LX-1508PRD	TV×5 21#	4	8	1/4-1-1/4, 1/4-3/4-1/4, 3/16-1-3/16	1.8-4.5	10	4500	48/45	0.148
LX-1509PRD	TV×5 21#	6	8	1/8-1/8-1-1/8-1/8	1.8-4.5	10	4500	48/45	0.148

Model	Needle	No. of needle	No. of thread	(Inch) Gauge	No. of stitch	Presser foot lift (mm)	(rpm) Max. speed	(kg) Weight	(mm) Volume
LX-1509P	TV×5 21#	6	8	1/8-1/8-1-1/8-1/8	1.8-4.5	10	4500	48/45	0.148
LX-1509PR	TV×5 21#	6	8	1/8-1/8-1-1/8-1/8	1.8-4.5	10	4500	48/45	0.148
LX-1503PTF	TV×5 21#	3	6	1/4,3/16	1.8-4.5	10	4500	48/45	0.148



LUNEX


LX-1702P Belt loop making machine

LX-1702PMD Two needle decoration by elastic belt sewing machine

LX-2000C With cutter

LX-2000CP With cutter and back puller

LX-2000C-UTC With automatic cutter



With automatic cutter



LX-2000C-UTC

With automatic cutter



LX-2000CP

2 needle, flat-bed, making belt loop machine with front fabric cutter and lower puller (the width of belt loop)



LX-2000C

With cutter

Model	Needle	No. of needle	No. of thread	(Inch) Gauge	No. of stitch	(mm) Presser foot lift	(rpm) Max. speed	(kg) Weight	(mm) Volume
LX-1702P	UY×128GAS 14-18#	2	3	1/4	2-4	8	4500	46/42	0.148
LX-1702PMD	UY×128GAS 14-18#	2	3	1/4	2-4	8	4500	46/42	0.148
LX-2000C	UY×128GAS 14-18#	2	3	1/4	2-4	8	4500	46/42	0.148
LX-2000CP	UY×128GAS 14-18#	2	3	1/4	2-4	8	4500	46/42	0.148
LX-2000C-UTC	UY×128GAS 14-18#	2	3	1/4	2-4	8	4500	46/42	0.148


LX-8842-1

LX-8842-UT Automatic cut thread

Attaching pocket facings sewing machine series

Overlock+single needle

The machine of flat-bed, high speed high performance sewing machine, especially applied to attaching pocket facings. Double chain stitch produces durable seams by three needles and one interlock needle.



Automatic thread cut




Model	Needle	No. of needle	No. of thread	(Inch) Gauge	No. of stitch	(mm) Presser foot lift	(rpm) Max. speed	(kg) Weight	(mm) Volume
LX-8842-1	UY X 128GAS 14# 16#	3	7	6.4X2.4	7-16	4.5	4500	50/45	0.148
LX-8842-UT	UY X 128GAS 14# 16#	3	7	6.4X2.4	7-16	4.5	4500	50/45	0.148

LX-1302-4W

1 or 2 needle flat-bed double chain stitch picotting sewing machine series

MR-1302 it can sew 4point picot, 1 needle and 2 needle is to be applicable for lady's wear, children's wear, handkerchief, tablecloth, shawl, gloves, etc.



Model	Needle	No. of needle	No. of thread	(Inch) Gauge	No. of stitch	(mm) Presser foot lift	(rpm) Max. speed	(kg) Weight	(mm) Volume
LX-1302-4W	UO×163 11#	2	3	2X5.55	0.8-1.5	8	3000	45/41	0.148



LUNEX


MULTI-NEEDLES SEWING MACHINE SERIES

VC008
SERIES

LX-VC008-12064P-UTC LX-VC008-13032P-UTC

Cylinder-bed multi-needle sewing machine with automatic under trimmer

- 1. Efficient:
Greatly improve work efficiency, save the fixed needle position, lift the presser foot, pull out the trimming line, and pull up and down the thread.
- 2. Material saving:
Great savings in accessories - the cost of sutures (short ends, saving waste on the thread)



Add oil automatically, with longitudinal motion mechanism of crochets and roll-type platform design. It is in favor of sewing roll-type clothes. It is appropriate for decoration sewing of garments. It possesses abundant attachments, which are used for sewing of several procedures. In addition, it is widely used in haute couture.




Four automatic Line drawing cylinder The double cylinder runs independently and the cutter head runs smoothly

LX-VC008-08064PL LX-VC008-12064PL

Multi-needle sewing machine for attaching line tapes

Suitable for attaching ornament tape on sports wears.
For high efficiency and perfect quality sewing.




Model	Needle	No. of needle	No. of thread	(Inch) Gauge	No. of stitch	(mm) Presser foot lift	(rpm) Max. speed	(kg) Weight	(mm) Volume
LX-VC008-12064P-UTC	UO×1 13GS#11-#14	12	24	1/4"(6.4mm)	1.4-3.6	12	4500	50/46	0.15
LX-VC008-13032P-UTC	UO×1 13GS#11-#14	13	24	1/8(3.2mm)	1.4-3.6	12	4500	50/46	0.15
LX-VC008-08064PL	UO×1 13GS#11-#14	8	16	1/4"(6.4mm)	1.4-3.6	12	4500	50/46	0.15
LX-VC008-12064PL	UO×1 13GS#11-#14	12	24	1/4"(6.4mm)	1.4-3.6	12	4500	50/46	0.15

LX-VC008-25064PSSM-D LX-VC008-33048PSSM-D


25/33 needles direct-drive shirring & smocking sewing machine

VC-008 series of multi-needle machine is different from general chain sewing machine in its adoption of lever structure; with lever and wire, it forms a loop. Half-cylinder body design makes it convenient to sew loop-shaped clothes. With various needle gauges, the machine is able to be installed up to 33 needles within a scope of 152mm. Pop-up staff gauge structure makes it easy for threading.



LX-VC008-50064P-VPQ LX-VC008-65048P-VPQ

50/65 needles direct-drive shirring sewing machine



Sewing width: 30.7CM



Using unidirectional puller feeding, the stitch is stable

Adopting the structure of cylinder lifting presser foot, the presser foot can be lifted quickly


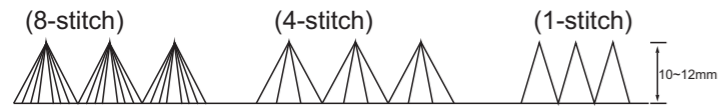
Model	Needle	No. of needle	No. of thread	(Inch) Gauge	No. of stitch	(mm) Presser foot lift	(rpm) Max. speed	(kg) Weight	(mm) Volume
LX-VC008-25064PSSM-D	UO×1 13GS#11-#14	25	75	1/4 " (6.4mm)	1.4-3.6	12	1500	107/103	0.22
LX-VC008-33048PSSM-D	UO×1 13GS#11-#14	33	99	3/16"(4.8mm)	1.4-3.6	12	1500	107/103	0.22
LX-VC008-50064P-VPQ	UO×1 13GS#11-#14	50	50	1/4 " (6.4mm)	1.4-3.6	12	1500		
LX-VC008-65048P-VPQ	UO×1 13GS#11-#14	65	65	3/16"(4.8mm)	1.4-3.6	12	1500		

LUNEX Shell Stitch Overlock Sewing Machines are specially designed and manufactured in various specific styles for producing shell edge finish of different sizes. It is regularly made in several styles for different stitch range of finish. The finish may be made very elastic or quite firm, and two threads of different colors, materials, or sizes, may be employed to produce a great range of effects.

LX-38


Large Shell Stitch Overlock Sewing Machine

Designed for producing shell edge finish of larger size with high precision and consistency.




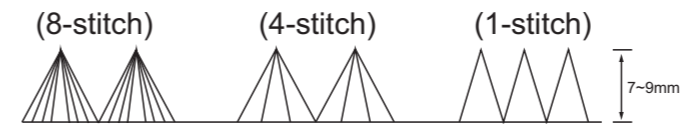
LX-17

Small Shell Stitch Overlock Sewing Machine



LX-18


Medium Shell Stitch Overlock Sewing Machine



LX-1-2

Woolen Blanket Overlock Sewing Machine

It is applicable to the selvage of cotton blanket, blanket, children's blanket, hat, scarf, gloves and other products



Technical Specifications

Model	Speed	Stitch	Needle	Overding Width	N.W.	G.W.
LX-17	1200~1700r. p. m.	5-12mm	DBX1 #19~21	6mm	17kg	20kg
LX-18	1200~1700r. p. m.	2.5-10mm	DPX5 #18 DBX1 #19~22	10-12mm	17kg	20kg
LX-38	1200~1700r. p. m.	10-20mm	DPX5 #18 DBX1 #19~24	10-12mm	17kg	20kg
LX-27	1200~1700r. p. m.	0.6-15mm	DPX5 #18 DBX1 #19~24	7-9mm	17kg	20kg

Model	Thread	Speed	Needle	Presser Foot Height	Max. Sewing Thickness	N.W./G.W.
LX-1-2	1	1000 RPM	1cm	7mm	9mm	12/20kg



MULTI NEEDLE SEWING MACHINE S E R I E S



NOIDA OFF.:

B-100, Sector-69, Transport Nagar, Noida, U.P. 201301, INDIA.
Ph: 120-4555230, 9810303397

GURUGRAM OFF.:

Shankar Chowk Road, Vill & P.O. Dundahera, Gurugram (HR). INDIA.
Ph: 124-2438131, 9599203397

E-mail: info@mandakinitrading.com • Web: www.lunexmachine.com

CUSTOMER CARE: 8448838555